7.4.4 *Halticoptera arduine* (Mujica et al.)

1. Development Time

Stage: Eggs-Larvae	Stage: Pupae	Stage: Female	Stage: Male
Model: logit	Model: cloglog	Model: logit	Model: cloglog
Slope: 16.04	Slope: 7.57	Slope: 6.14	Slope: 3.03

2. Development Rate

Stage: Eggs-Larvae Model 47: Janish 2 Parameters: c=0.119 a=13.933 b=1.095 Tm=30.12 Formula: $y \sim 2*c/(a^{((x-Tm)+b^{(Tm-x)})})$
Stage: Pupae Model 47: Janish 2 Parameters: c=0.067 a=3125.596 b=1.079 Tm=32.442 Formula: $y \sim 2*c/(a^{((x-Tm)+b^{(Tm-x)})})$

3. Senescence

Stage: Female	Stage: Male
Model 26: Tb Model	Model 26: Tb Model
Parameters: sy=0.067 b=0.113 Tb=15.586 DTb=23416.856	Parameters: sy=0.093 b=0.119 Tb=17.244 DTb=-43879.704
Formula: $y \sim sy*e^{(b*(x-Tb)-e^{b*(x-Tb)/DTb})}$	Formula: $y \sim sy*e^{(b*(x-Tb)-e^{b*(x-Tb)/DTb})}$

4. Mortality

Stage: Eggs-Larvae Model 1: Quadratic Parameters: a=0.002 b=-0.06 c=0.806 Formula: $y \sim a * x^2 + b * x + c$
Stage: Pupae Model 1: Quadratic Parameters: a=0.006 b=-0.213 c=2.171 Formula: $y \sim a * x^2 + b * x + c$

5. Total Oviposition

Stage: Female Model 1: Quadratic Parameters: a=-0.362 b=15.036 c=-88.292 Formula: $y \sim a * x^2 + b * x + c$

6. Relative Oviposition

Stage: Female Model 2: Gamma Parameters: a=2.664 b=3.119 Formula: y ~ pgamma(x, a, b)

7. Development Time

Eggs-Larvae

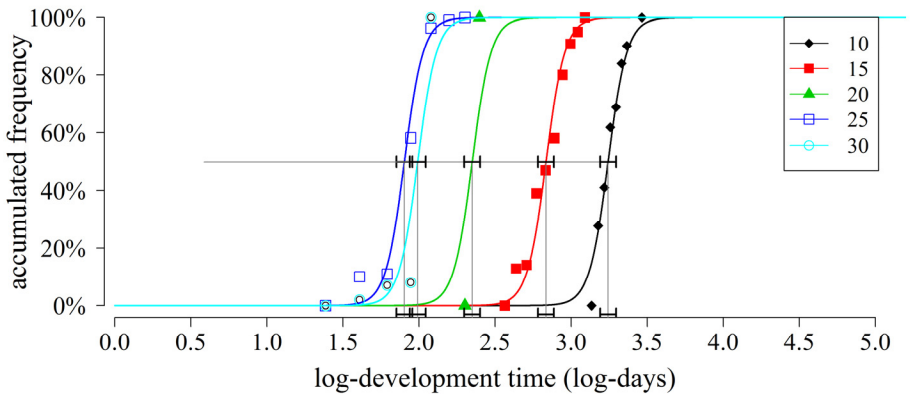

Pupae

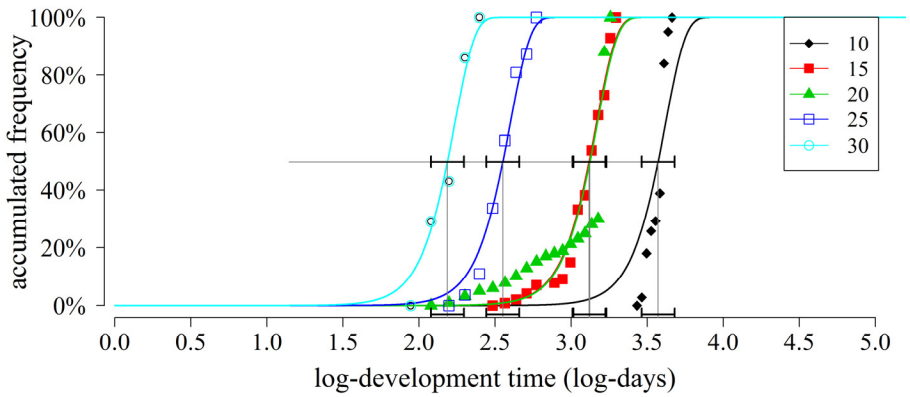

8. Development Rate

Eggs-Larvae

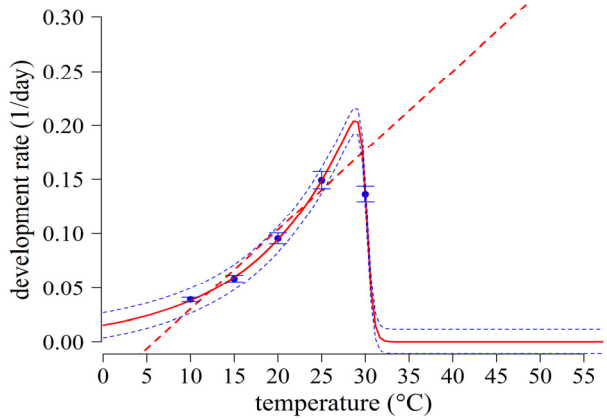

Pupae

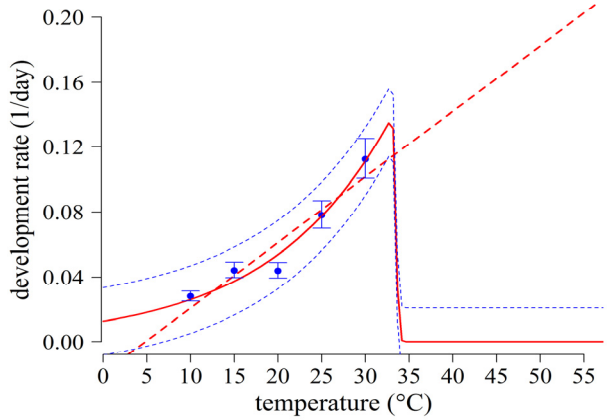

9. Senescence

Female

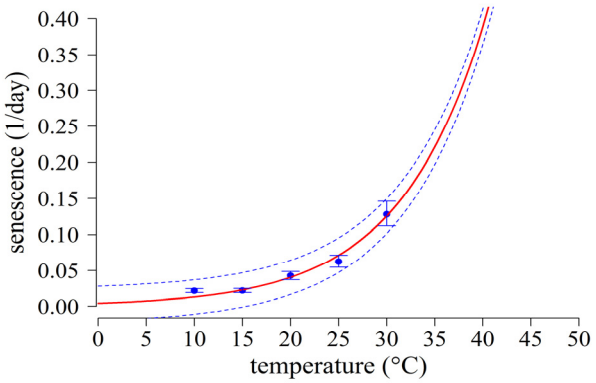

Male

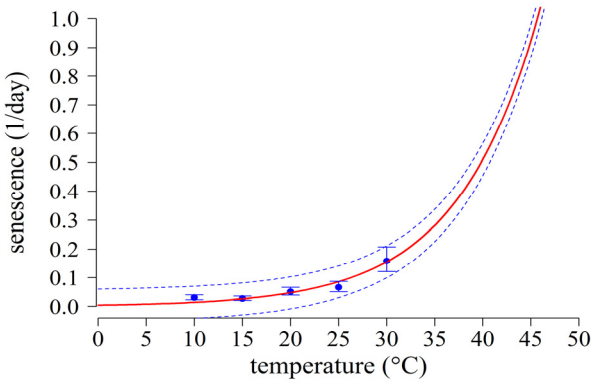

10. Mortality

Eggs-Larvae

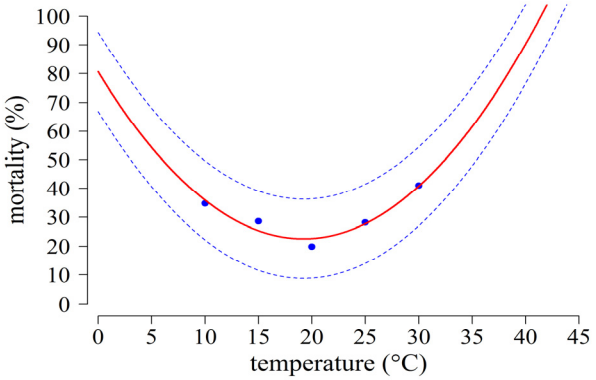

Pupae

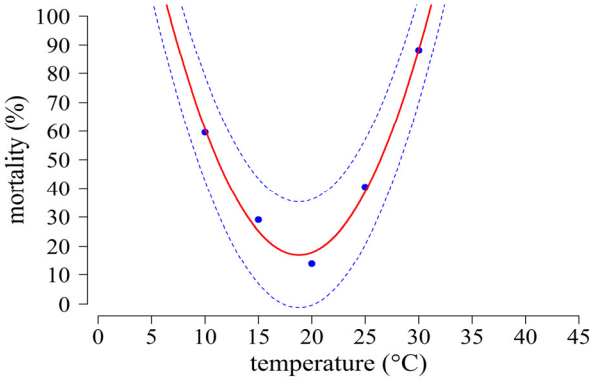

11. Total and Relative Oviposition

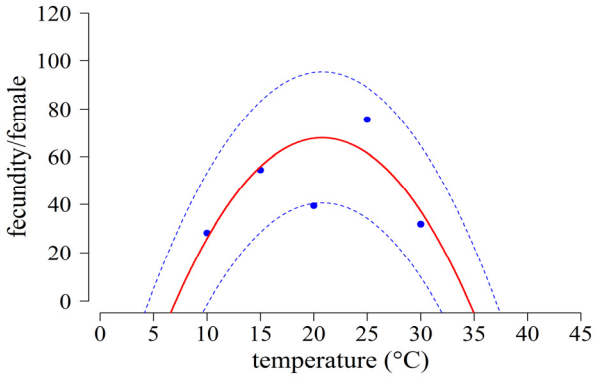

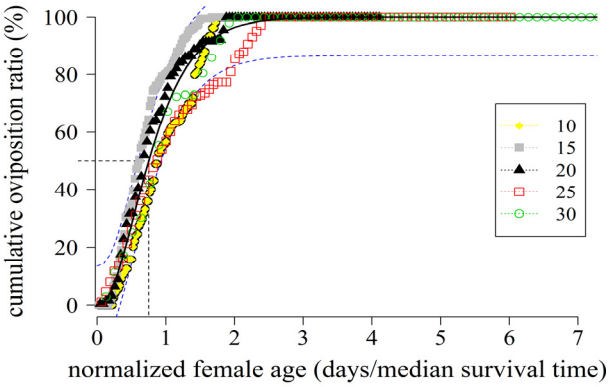
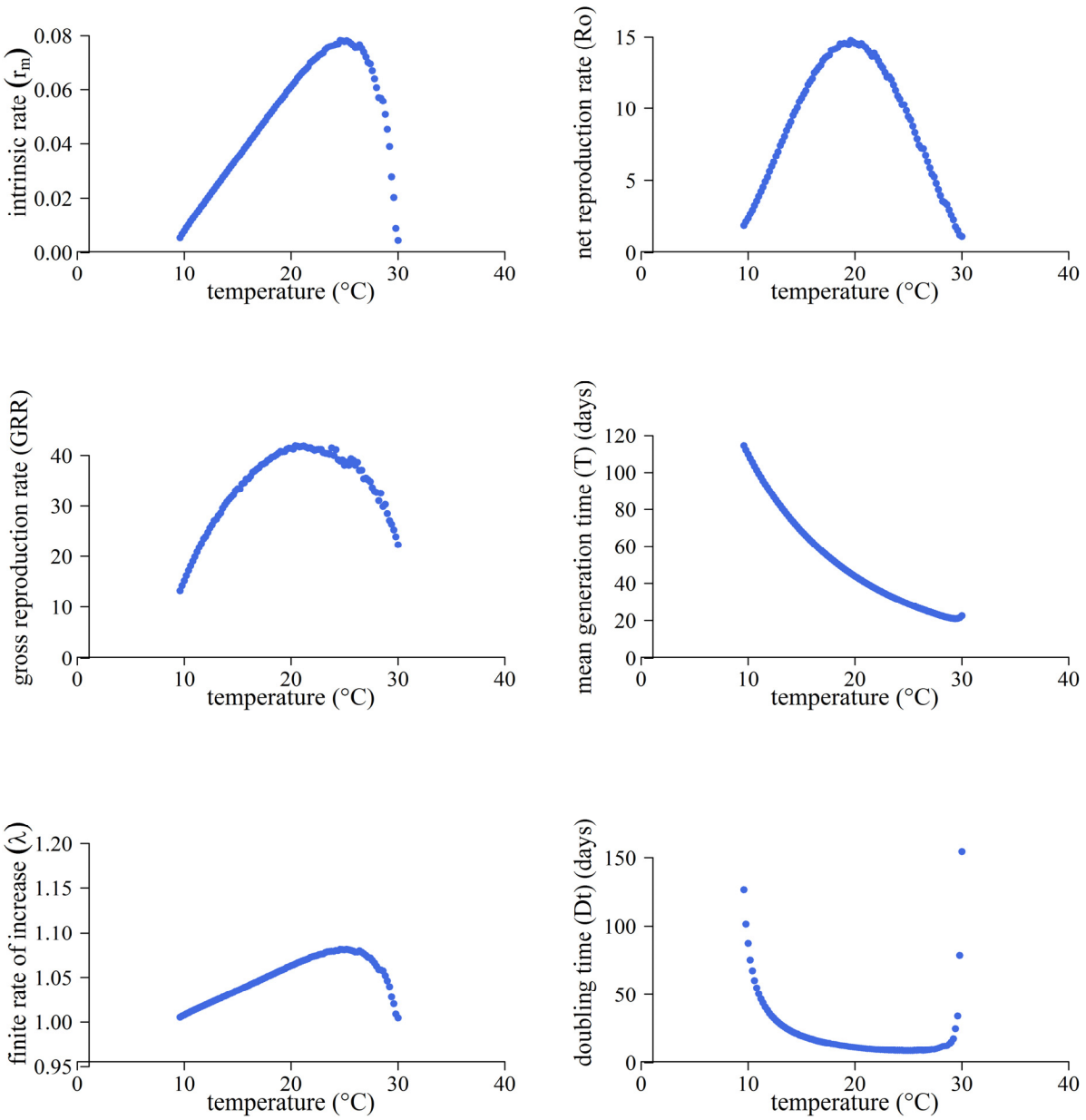
12. Estimated life table parameters using deterministic simulation