7.4.6 *Chrysocharis flacilla* (Mujica et al.)

1. Development Time

Stage: Eggs-Larvae	Stage: Pupae	Stage: Female	Stage: Male
Model: probit	Model: logit	Model: cloglog	Model: logit
Slope : 11.44	Slope: 15.89	Slope: 2.3	Slope: 3.44

2. Development Rate

Stage: Eggs-Larvae Model 26: Tb Model Parameters: sy=0.279 b=0.129 Tb=22.298 DTb=1.901 Formula: $y \sim sy*e^{(b*(x-Tb)-e^{b*(x-Tb)/DTb})}$
Stage: Pupae Model 46: Janish 1 Parameters: Dmin=6.656 Topt=38.085 K=0.085 Formula: $y \sim 2/(Dmin*(e^{K*(x-Topt)}+e^{(-K)*(x-T-opt)}))$

3. Senescence

Stage: Female Model 29: Rawtosky 1 Parameters: b=0.001 Tb=15.946 Formula: $y \sim b*(x - Tb)^2$	Stage: Male Model 29: Rawtosky 1 Parameters: b=0.001 Tb=15.397 Formula: $y \sim b*(x - Tb)^2$

4. Mortality

Stage: Eggs-Larvae Model 26: Wang 1 Parameters: Topt=19.599 B=4.207 H=0.026 Formula: $y \sim 1 - 1/(e^{(1+e^{-(x-Topt)/B})*(1+e^{-(Topt-x)/B})*H})$
Stage: Pupae Model 28: Wang 3 Parameters: Topt=18.284 Bl=2.878 Bh=4.621 H=0.074 Formula: $y \sim 1 - 1/(e^{(1+e^{-(x-Topt)/Bl})*(1+e^{-(Topt-x)/Bh})*H})$

5. Total Oviposition

Stage: Female Model 8: Gaussian Parameters: a=46.685 b=0.009 xo=22.738 c=0.511 Formula: $y \sim a*e^{(-b)*((x-xo)/c)^2}$

6. Relative Oviposition

Stage: Female Model 2: Gamma Parameters: a=1.228 b=2.477 Formula: y ~ pgamma(x, a, b)

7. Development Time

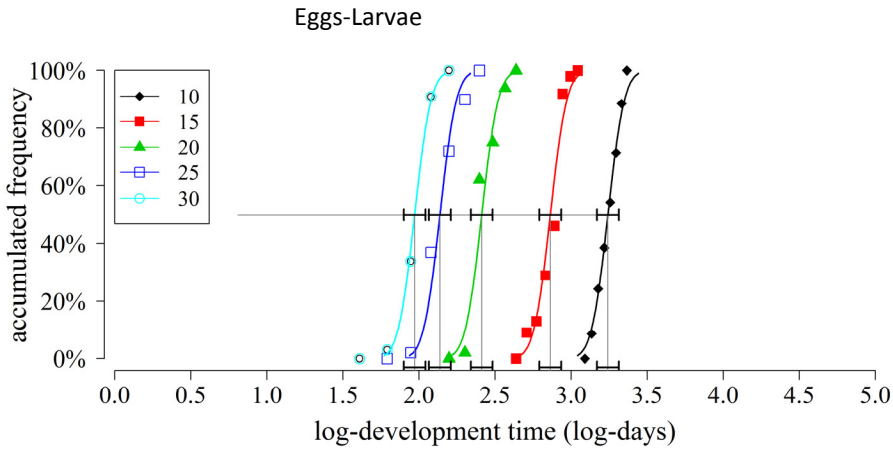

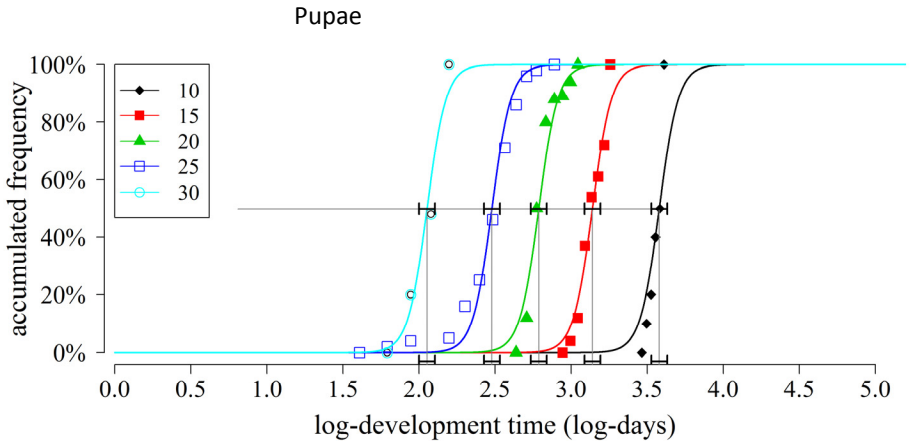

8. Development Rate

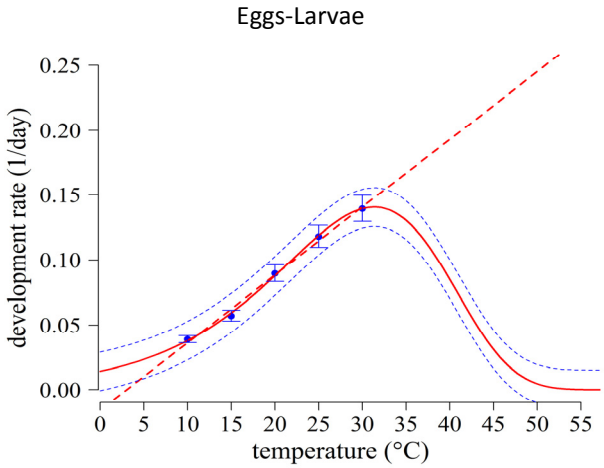

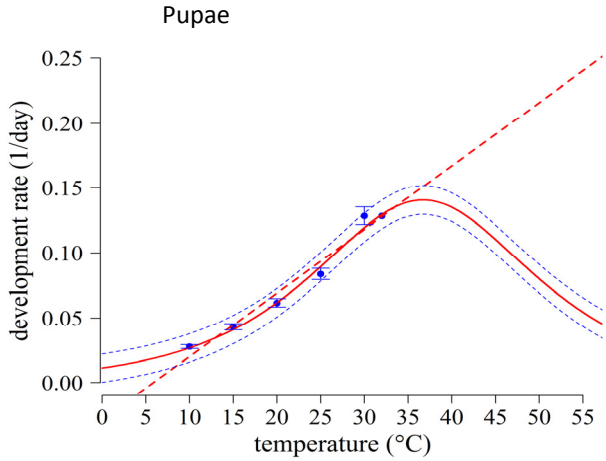

9. Senescence

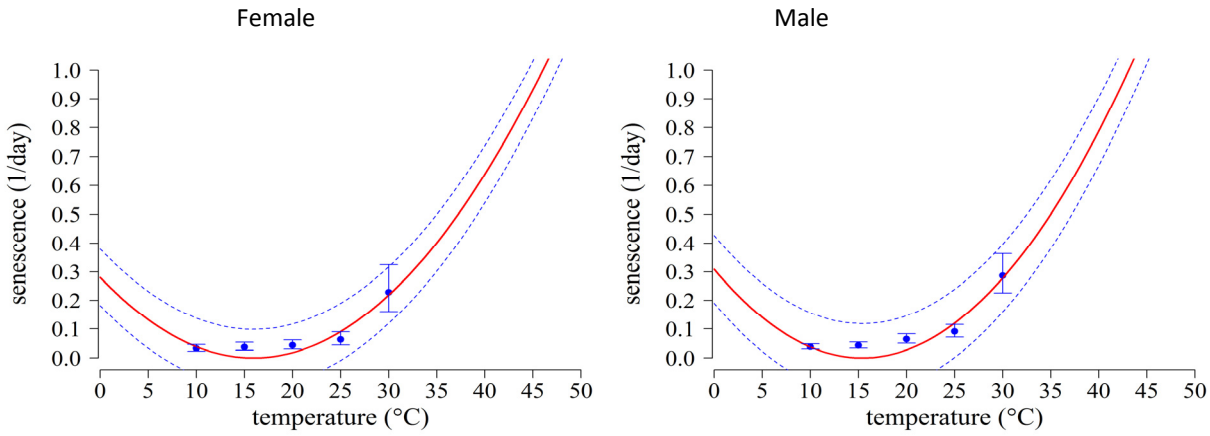

10. Mortality

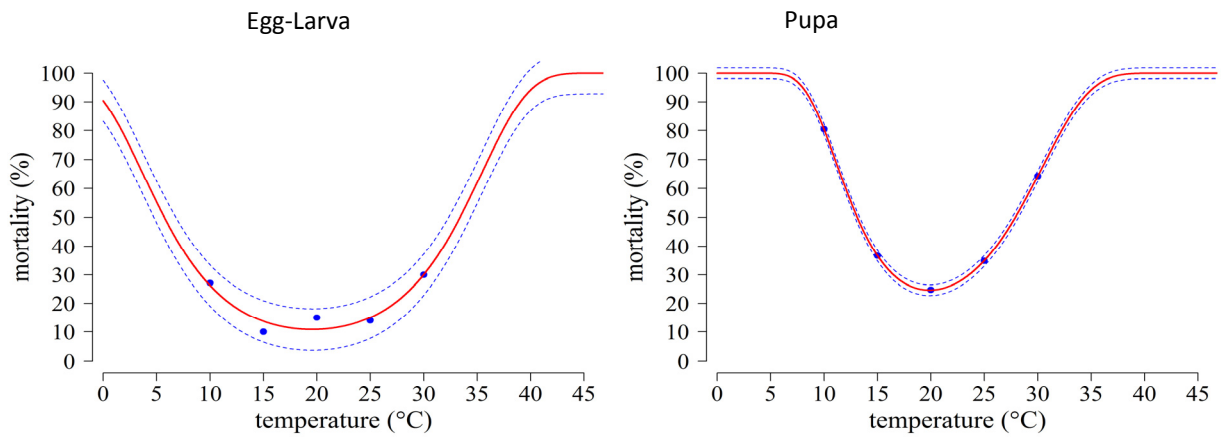

11. Total and Relative Oviposition

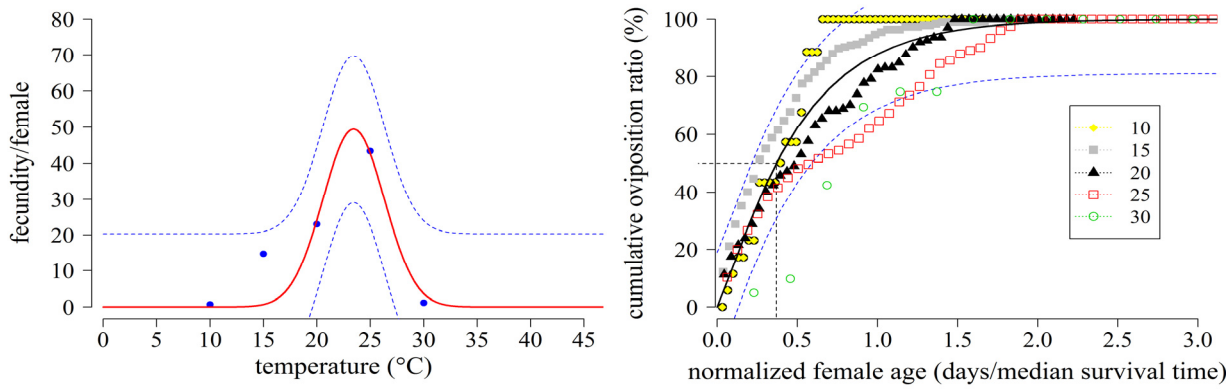
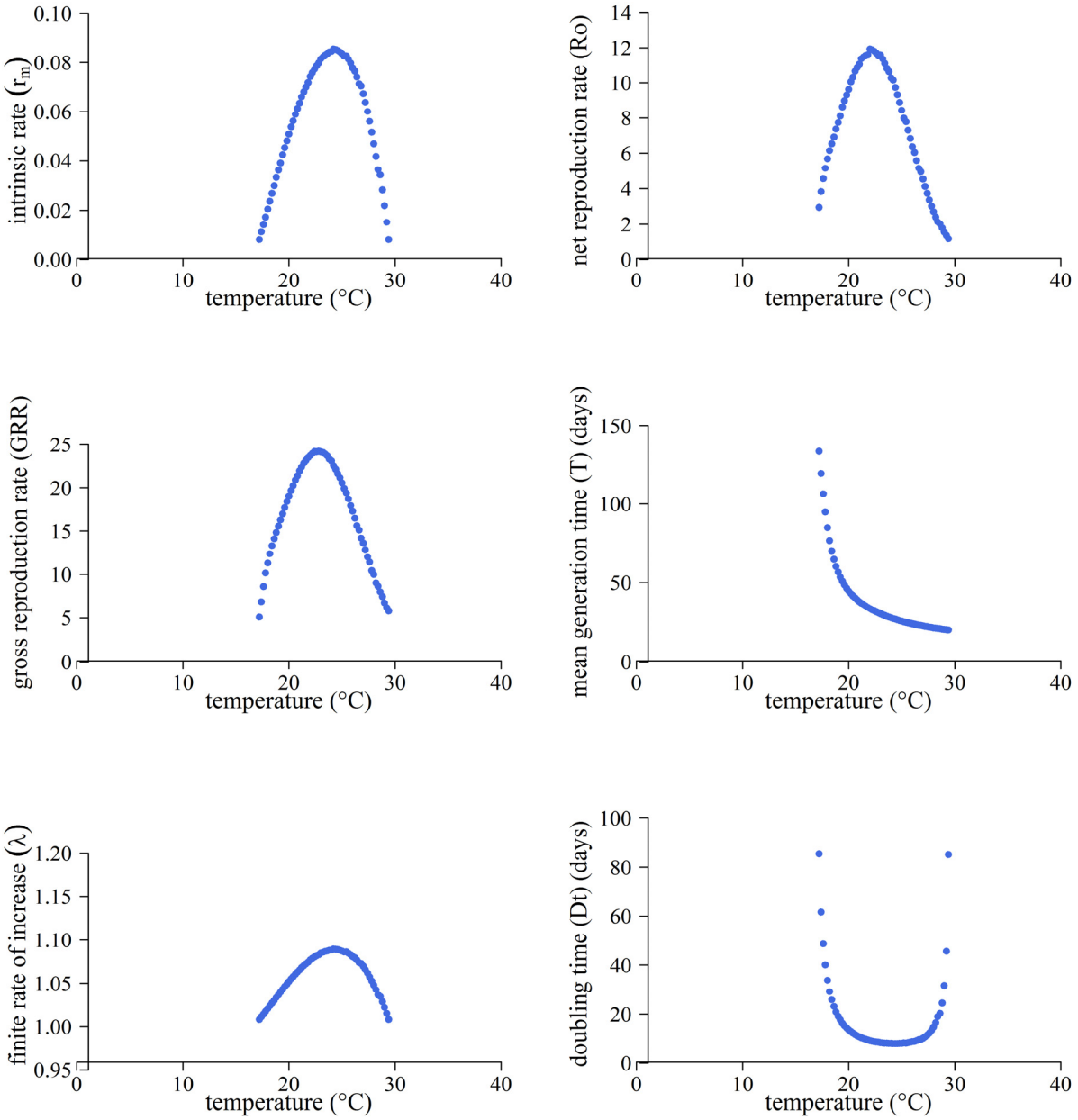
12. Estimated life table parameters using deterministic simulation